



Trends Among Older Adults and People Disabilities with Alzheimer's/Dementia




Human Services Research Institute

Stephanie Giordano
(sgiardano@hsri.org)

Taylor Bucy
(bucy0003@umn.edu)

NCI-AD: An Overview




Established

- 2015




Participating states

- 23



Population addressed

- Older adults and people with physical disabilities



Covers multiple domains

- AD domains and indicators:
<https://nci-ad.org/resources/the-survey/>



Adult Consumer Survey (ACS) A Person-centered Approach

- Standardized survey with a sample of individuals receiving services
 - No pre-screening procedures
- Survey includes:
 - Demographic and service-related characteristics typically from existing records
 - Main survey section conducted with person receiving services
 - Some questions may be answered by a proxy respondent
- Survey conducted in-person, via video conference, over the phone
- Standardized surveyor training
- Allows questions to be reworded or rephrased using familiar names and terms
- Survey portions take 50 minutes on average

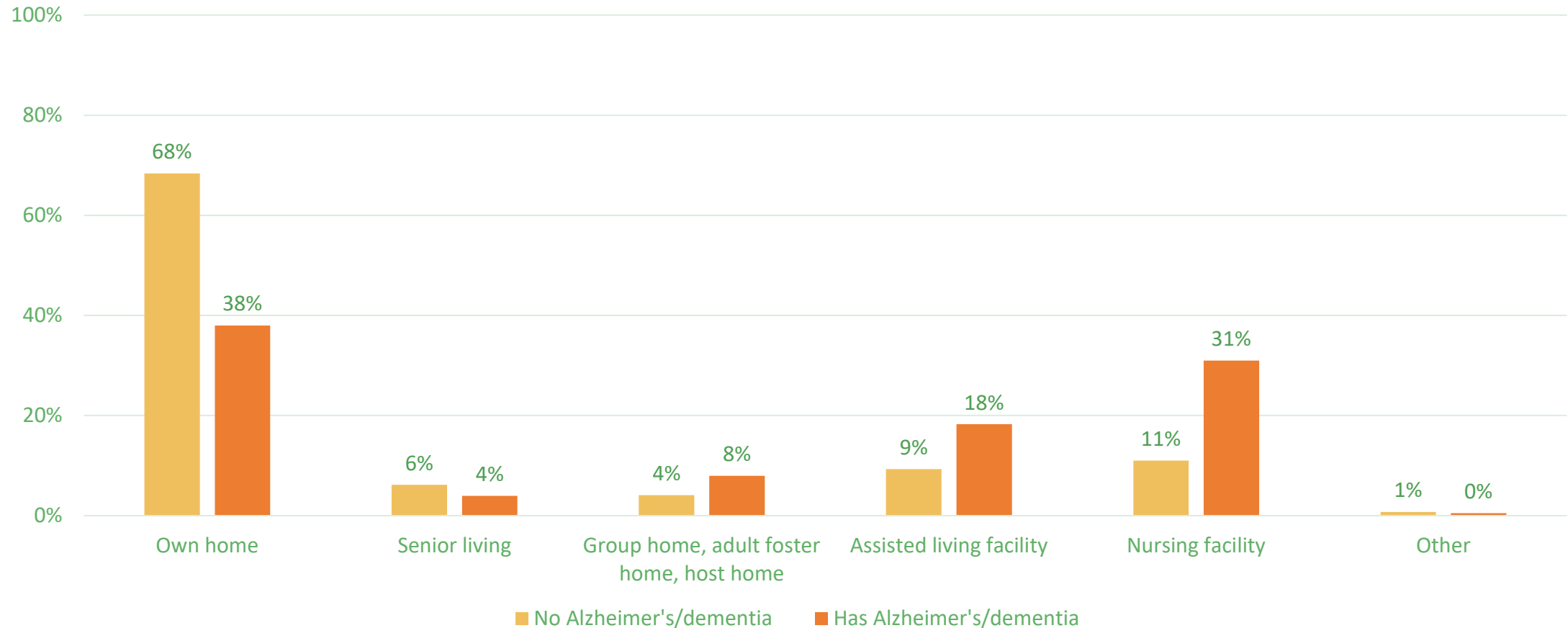
Select Outcomes

2018-19 Data

1:5
respondents
have an
Alzheimer's or
other dementia
diagnosis

- Average age
 - 72
- Co-Occurring Disability
 - 10% Traumatic brain injury
 - 12% Developmental disability
 - 58% Physical disability

People with Alzheimer's or other dementia were more likely to live in group setting





53% of all respondent reported they forget things more often in the past 12 months



57% reported they talked about forgetting things with a doctor or a nurse

More than half of all respondents reported increased memory loss



Most respondents were using 1 or 2 services in the following areas:

Home-based setting

Day services

Transportation

Support/modification services

Health and therapeutic services

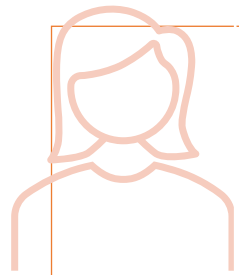
Respite




Overall, less than half of survey participants reported there are services they want that they are not currently receiving

People with an Alzheimer's or dementia diagnosis were *more likely* to report that services meet their needs


Demographic factors associated with wanting additional services



Identifying as a woman



Being 65 years and older



Living alone

Thank you

Contact

- Stephanie Giordano
(sgiordano@hsri.org)
- Rosa Plasencia
(rplasencia@advancingstates.org)
- Taylor Bucy
(bucy0003@umn.edu)

Website

- www.nci-ad.org